

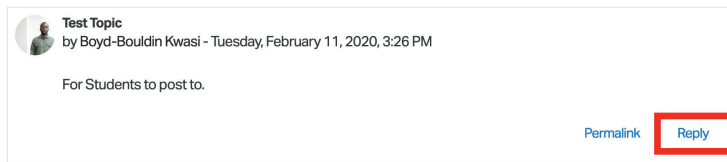
# How to Post to a Forum

## How to post to a Forum (Students)

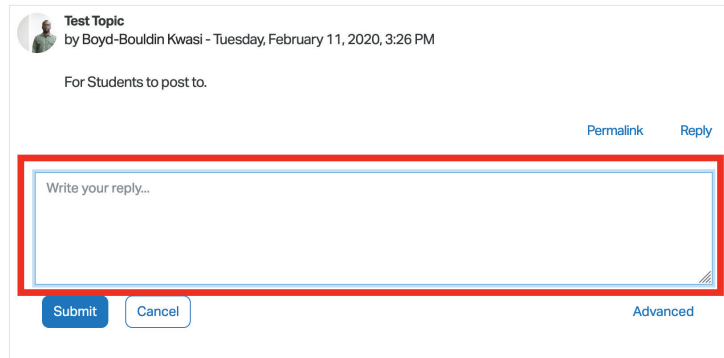
1. Click on the Forum title in your DotED course.
2. Click on the discussion that you would like to post to.



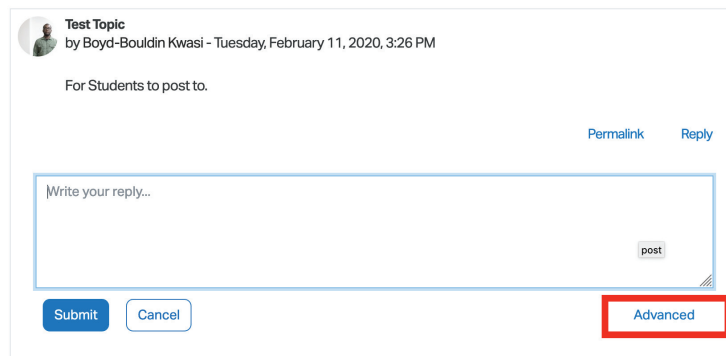
3. Press the Reply link to add your post.



- a. If you are only posting text, you can enter it directly into the text box below.



- b. If you are posting an image, press Advanced. Next, you must enter a message in the text box and then you can add the image file as an attachment below.



4. Once you are done, press Submit (text only) or Post to Forum (if you are adding an image).