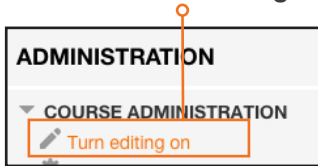
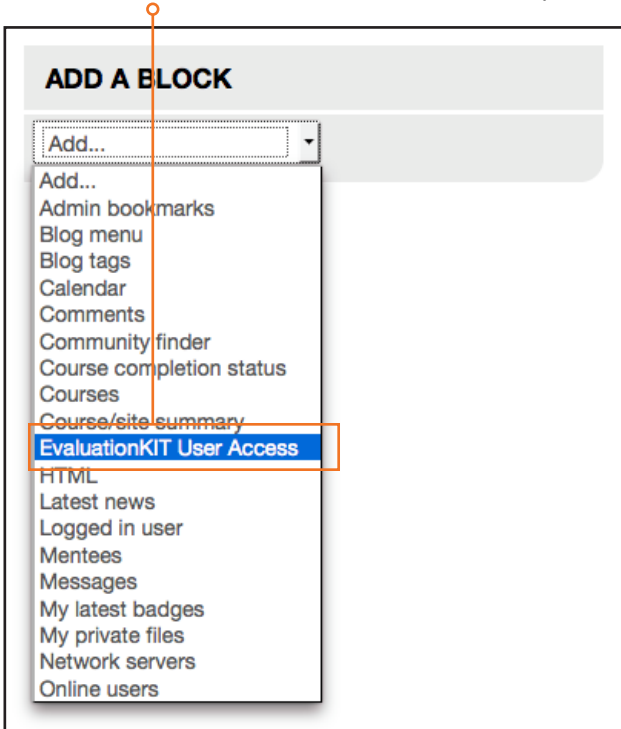


### Adding EvaluationKIT Access

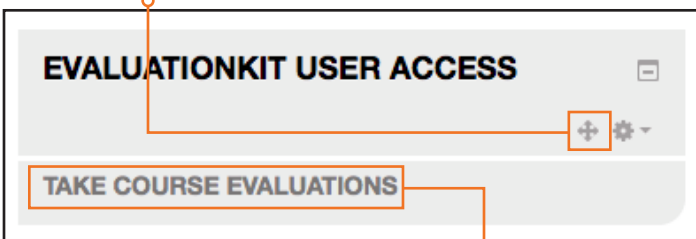
1. Log into your **DotED** course by going to <http://doted.artcenter.edu> and logging in or by clicking the course link in your **Inside Art Center** dashboard.
2. Click the **Turn On Editing** link located under **Course Administration**.



3. Select **EvaluationKIT User access** from the dropdown menu under **Add a Block**.



4. Use the **Move Icon** to drag the block to the upper right side of the **Course Site**.



5. Instruct students to click the **"Take Course Evaluations"** link to access EvaluationKIT.

*\*The Link will not be active until the Center for Educational Effectiveness (CEE) makes course evaluations available. Contact [courseevals@artcenter.edu](mailto:courseevals@artcenter.edu) for more information.*