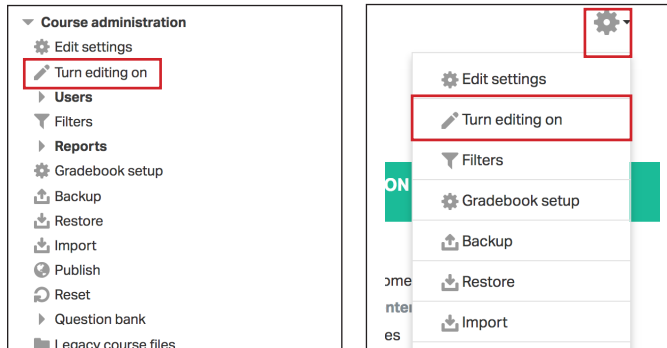


Using Dot Ed



Adding a Summary

Each DotED course is divided into 15 sections, an introductory section and 14 weekly sections corresponding with the length of each ArtCenter term. Each section has an editable summary and title along with the ability to add unlimited activities and resources.

Click the **Turn On Editing** link in the **Administration block** or from the **Settings Gear** drop down menu.



Press **Edit** in the section that you would like to add content to and select **Edit Section** (if you are adding content to the course introduction) or **Edit Week** (if you are adding content to a weekly section).



Enter the content that you would like to add to the section **Summary**, then press **Save Changes**.

