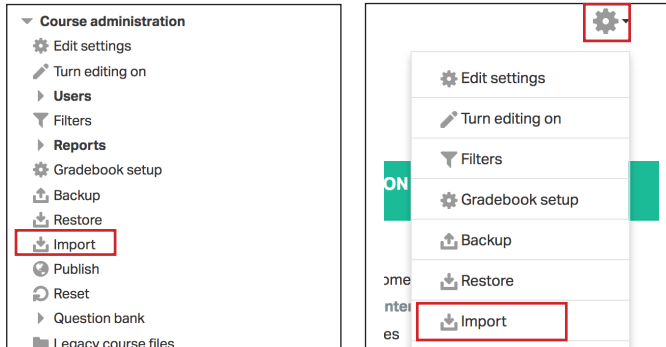


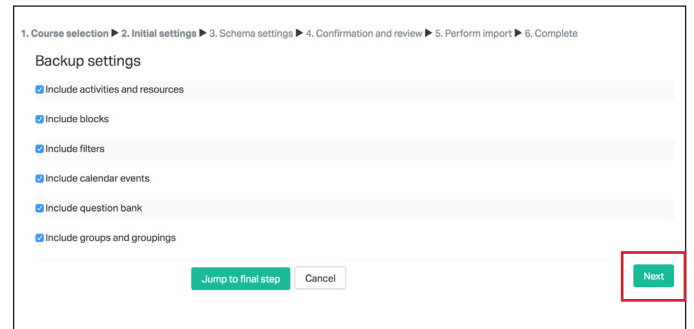
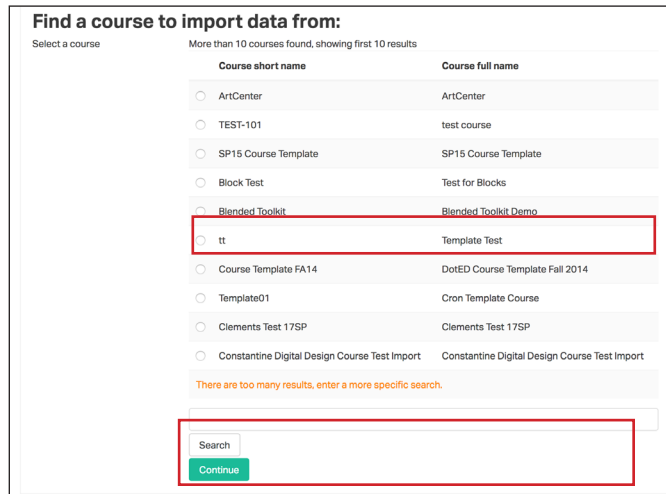
Course Set-Up

Importing Content

Click the **Import** link in the **Administration block** or from the **Settings Gear** drop down menu.



Select the course that you would like to import data from (Use the **Search bar** if you know the course name you would like to import) and press **Continue**. Select the settings you would like to import and press **Next**.



Select the sections that you would like to import into the your course and press **Next**. Lastly, on the following screen, confirm the content that you have selected and press **Perform Import**.

